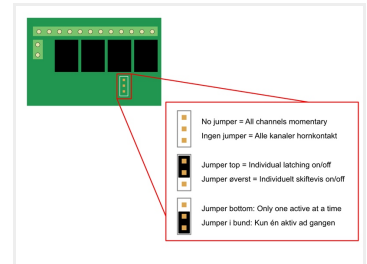
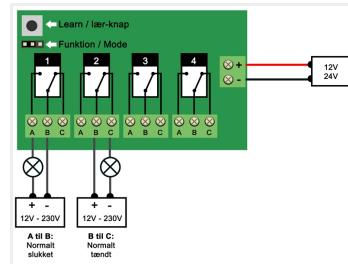



Wireless Relay System - 4 channels - 433mhz

A relay-controller for 12V or 24V with 4 channels, which are set by a wireless remote. Remote control has to ordered separatly The 3 built-in functions give you many possibilities.



Remote control has to ordered separately

A relay-controller for 12V or 24V with 4 channels, which are set by a wireless remote, 433mhz. The 3 built-in functions give you many possibilities.

With the control unit learn function you can connect multiple remote controls to the same controller. In the same way, you can also control multiple relays with the same remote control simultaneously - max 8 remotes can be programmed to the same relay.

Remotes are bought seperatly

Standard and protected remotes are ready for use, as a 23A (standard remote) 27A (protected remote) battery is already mounted. You can easily change the battery when this is needed. The elegant and industrial remote uses 2 x AAA batteries, not included.

Functions:

There is a jumper inside the relay, that can be placed in three ways (left, right or no jumper). It is the placement of this jumper that decides in what way the relay operates. The three functions can be seen below:

Toggle: Only one channel is on. You switch between the active channel with the remote.

Latch - Turn each individual channel on / off with the buttons.

Momentary - Turn each individual channel on when the button is pushed down. The channel is turned off when the button is released again.

Learn-button

The learn-button is used to register the ID of the remote in the controller. When you push the learn-button - a yellow LED will turn on, afterwards you can push the wanted button on the remote. The LED will flash and the ID has been saved.

To reset the controller, simply push and hold the learn button until the LED flashes.

Connecting

Each relay output is marked with A and C, while the relay input is marked with B.

Using normal relay designations, A is "NO" (normally open) while C is "NC" (normally closed). You can use the two outputs to get power when the relay is off, or when the relay is on. You can also use both.

Electronic remote

The electronic remote is used when you want to transmit signals to a reciving relay with other electronics, eg. with a timer, switch relay or similar. The remote is for 12V systems only. We recommend that one has experience working with electronics before using this.

Buy online at:

www.matronics.eu/609724

Specifications

Max current	10A (12V) / 5A (230V)
Working temperature	-10 to 60 degrees
Range	30-50m
Dimension on controller	88 x 60 x 28



Receiver, 12V relay
SKU 609744



Remote, Standard
SKU 609724



Remote, Elegant
SKU 609731



Remote, Electronic 5-12V DC
SKU 609791
Voltage: 5-12V



Receiver, 24V relay
SKU 609764



Remote, Protected
SKU 609725



Remote, Industrial
SKU 609733

Product pictures

