



LED cabin emitters for Mercedes Actros 2023+

Replace the blue and yellow light in the original interior lamps, with our emitters that light up other with color.



Replace the blue and yellow lights in the original Mercedes Actros interior light with our light sources, which illuminate with colors different from the original. Pay attention to which colors you want in the different lamps, as the car originally only uses either blue (ambiente / night light) or yellow light.

Ceiling Lamp

Replace the blue and yellow lights in the original ceiling lamp of your Mercedes Actros 2023+ with our light source. By default, the yellow light is replaced with neutral white light, and the blue (ambiente / night light) with red. The second option is a emitter that is only red.

You will need 2 sets of emitters for one cabin.

Note that the red color has a significantly higher brightness, as it has 5 LEDs, compared to only 2 originally. Upon request, the light source can be made with two other light colors.

Dimming will work as originally intended on both colors, controlled from the display.

Ceiling Lamp in RGB Version

This model is not plug-and-play, as it requires a standard RGB controller. There are no plugs, but instead 4 x 1 meter wires.

You will need 2 sets of emitters for one cabin.

Each board has 2 x 5 LEDs (or 5 x RGB LEDs), where the original has 5 yellow and 2 blue.

Edge Lamps

Along the sides of the cabin, there are straight lamps that standard provide yellow effect lighting. Our light source replaces this and is available by default with red light or neutral white, but can be made in other light colors upon request. A different quantity of emitters is needed, depending on cab type, we recommend you check before ordering. Typically you will need 5-6 pcs. Read below for mounting instructions.

Speaker Lamp

The small lamp originally illuminates with yellow light, but our light source is

Buy online at:

www.matronics.eu/24621040-RDNW

available with either red or neutral white light, but can be made in other light colors upon request.

RGB version:




This model is not plug-and-play, as it requires a standard RGB controller. There are no plugs, but instead 4 x 1 meter wires.

Installation, Ceiling Lamp

The ceiling lamp is taken down, and the rear shield is removed. The light sources are connected with plugs that are disconnected. The light sources are removed, the new ones are secured and the plugs are reconnected. The lamp is mounted and tested.

Installation, Edge lamp

The original light sources are soldered on, so it is necessary to cut the wires. You should leave wire on the circuit board so they can be reattached. Wago connectors are included with ours, making the connection easy. Strip 11 mm of insulation off the original wires.

	Ceiling lamp, Red (night) / Neutral white SKU 24621040-RDNW		Ceiling lamp, Red / Red SKU 24621040-RDRD
	Ceiling lamp, RGB color changing SKU 24621040-RGB		Edge lamp, Neutral white SKU 24621042-NW
	Edge lamp, Red SKU 24621042-RD		Edge lamp, RGB SKU 24621042-RGB
	Speaker lamp, Red SKU 24621041-RD		Speaker lamp, Neutral white SKU 24621041-NW
	Speaker lamp, RGB SKU 24621041-RD		

