


Matronics LED Position lamp for Scania sunvisor +2016

Light that replaces the original Scania sunviros lamp, with bright Dual color yellow/white light, and a model with Flash-function.



Our own designed light, that replaces the original Scania sunvisor lamp. The lamp is available with Dual Color Yellow/White light, and a set with Flash-function - the set consists of 2 lights and 1 controller.

Buy online at:

www.matronics.eu/240920-DC

The light fits into the same holes in the sunvisor, as the original, where it is simply pushed and clicked in. The Dual Color model has the same connector as the original, making it easy to connect. The light can also be mounted other places on the truck.

It has 12 bright medium power dual color LEDs, as well as 6 High Power LEDs in the Flash-edition. All of it is fully potted in an impact resistant polycarbonate housing, which prevents problems with water and moisture.

Dual color

The dual color model changes color when you swap plus and minus. This can be done with a two-pole switch, or by using a polarity-flipper controller.

Accessory, Dual color Adapter for wiring harness

We made a special polarity-flipper, that fits directly on the original sunvisor wire harness. The connectors on the wiring harness is disconnected, and the adapter is put in between. The only thing you need to connect, is a single wire, that is connected to plus when the color is to change. This could be done via a switch.

Dual color + flash

Standard strobecolor is yellow, but it can be customized to eg. blue or white for special purpose vehicles.


There is 7 meter cable on the emitter with M8 connectors, that can be connected to the included controller. The controller manages the two colors, and automatically turn them off when you enable the strobe light. The controller itself has 5 meter wire. The cable has 4 wires:

- Minus - Grey cable
- Plus for white position light - White cable
- Plus for yellow position light - Blue cable
- Plus for strobe light - Brown cable
- Plus for greeting - Black cable

Mounting of threaded inserts

M4 threaded inserts are placed on the the backside of the lamp. They are used when you want to mount the lamp in places other than the sunvisor. It might be necessary to fabricate a bracket, depending on where you want to mount it.

Example : If you need 5 lamps, of which 3 must be supplied with threaded inserts, then you must order 5 lamps in total + 3 pieces "Addition, Mounting of threaded inserts."




Black, Dual Color Amber / Xenon white
SKU 240920-DC



Black, Dual color Yellow / Red
SKU 240920-AMRD




Black, Xenon white
SKU 240920-CW



Black, Warm white
SKU 240920-WW



Black, Red
SKU 240920-RD



White, Dual color Yellow / Xenon white
SKU 240925-AMCW



Hvid, 2 x Dual color + Flash
SKU 240926




White, Yellow
SKU 240925-AM



White, Golden yellow
SKU 240925-GY




Accessory, Dual color Adapter for wiring harness
SKU 240919




Black, Dual Color Amber / Warm white
SKU 240920-WWAM




Black, 2 x Dual color + Flash
SKU 240921




Black, Yellow
SKU 240920-AM




Black, Golden yellow
SKU 240920-GY



Black, Green
SKU 240920-GR



White, Dual color Yellow / Red
SKU 240925-AMRD



White, Xenon white
SKU 240925-CW



White, Warm white
SKU 240925-WW



White, Red
SKU 240925-RD



Addition, Mounting of threaded inserts
SKU 240922

Product pictures

