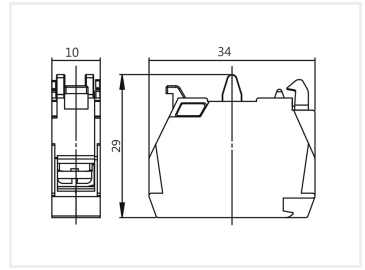
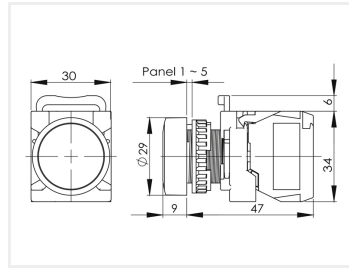
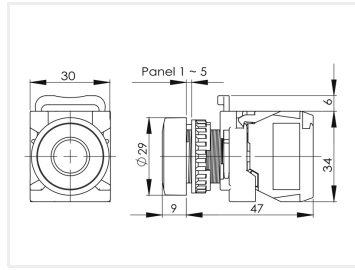


## Auspicious T2 - Push-Button

Panel switch for mounting in 22mm holes. Available as On/Off and Push-On. Easy to mount with NO or NC terminals.



Panel switch for mounting in 22mm holes. Available as On/Off and Push-On.

A complete solution consists of these separate parts you need to order:

- Switch
- Coupling
- Contact-block (1-2 pcs.)

There are also these accessories for the buttons:

- Silicone rubber protection, to avoid dirt in the switch
- Protection cover, to prevent unintended activation
- Shield, to prevent unintended activation

Notice the design-difference on the switch, where the push-on is completely flush, and the on/off has a ring on the surface.

### Coupling

The coupling is simple pushed on to the bottom of the switch. The coupling is easy to take of again, by pushing the yellow parts, and pulling the coupling from the switch. This makes it easy to connect and replace.

### Contact-blocks

There is space for 2 contact blocks on a coupling. These are simply places in the coupling where they fasten. They are easy to remove again. The contact-blocks are activated when the switch is pushed down.

- NO contact block (green) connects the two screw-terminals when activated
- NC contact block (red) disconnects the two screw-terminals when activated

Buy online at:

[www.matronics.eu/519000-BK](http://www.matronics.eu/519000-BK)



**Push On, Black**  
SKU 519000-BK



**Push On, Red**  
SKU 519000-RE



**On/Off, Black**  
SKU 519005-BK



**On/Off, Red**  
SKU 519005-RE



**Accessory, Coupling (required)**  
SKU 519510



**Accessory, Contact block (NC)**  
SKU 519501



**Accessory, Protection cover**  
SKU 519532



**Push On, Green**  
SKU 519000-GR



**Push On, Yellow**  
SKU 519000-YL



**On/Off, Green**  
SKU 519005-GR



**On/Off, Yellow**  
SKU 519005-YL



**Accessory, Contact block (NO)**  
SKU 519500



**Accessory, Rubber protection**  
SKU 519530



**Accessory, Shield**  
SKU 519533

Product pictures

